



Product certificate K6112/08

Issued 2019-12-01

Replaces K6112/07

Page 1 of 4

Fittings and parts for solder and screw joints with copper pipes

STATEMENT BY KIWA

With this product certificate, issued in accordance with the Kiwa Regulations for Certification, Kiwa declares that legitimate confidence exists that the products supplied by

Conex Universal Ltd.

as specified in this product certificate and marked with the Kiwa®-mark in the manner as indicated in this product certificate may, on delivery, be relied upon to comply with Kiwa evaluation guideline BRL-K623 "Plumbing fittings for capillary soldering and/or thread connections to copper tubes", dated 01-10-2019.

which covers the requirements of

EN 1254: "Copper and copper alloys – Plumbing fittings"

and particularly,

Part 1: Fittings with ends for capillary soldering or capillary brazing to copper tubes; and

Part 4: Fittings combining other end connections with capillary or compression ends.

Ronald Karel
Kiwa

Publication of this certificate is allowed.

Advice: consult www.kiwa.nl in order to ensure that this certificate is still valid.

CERTIFICATE

286180711

Kiwa Nederland B.V.
Sir Winston Churchillaan 273
Postbus 70
2280 AB RIJSWIJK
The Netherlands
Tel. +31 88 998 44 00
Fax +31 88 998 44 20
info@kiwa.nl
www.kiwa.nl

Company
Conex Universal Ltd.
Vantage Point The Pensnett Estate 95
DY67FT KINGSWINFORD WEST MIDLANDS
United Kingdom of Great Britain and Northern Ireland
Tel. +44 (0)121 5572831
Fax +44 (0)121 5208778
technical@ibpgroup.com
www.IBPConex.co.uk



Certification process
consists of initial and
regular assessment of:

- quality system
- product

Fittings and parts for solder and screw joints with copper pipes

PRODUCT SPECIFICATION

The products mentioned below belong to this product certificate

BRONZE FITTINGS

elbow, capillary x female thread, type no. 4090g

12 x Rp $\frac{3}{8}$
 12 x Rp $\frac{1}{2}$
 15 x Rp $\frac{3}{8}$
 15 x Rp $\frac{1}{2}$
 22 x Rp $\frac{3}{4}$
 28 x Rp1

transition piece, capillary x female thread, type no. 4243g

12 x R $\frac{3}{8}$
 12 x R $\frac{1}{2}$
 15 x R $\frac{3}{8}$
 15 x R $\frac{1}{2}$
 15 x R $\frac{3}{4}$
 22 x R $\frac{1}{2}$
 22 x R $\frac{3}{4}$
 22 x R1
 42 x R1 $\frac{1}{2}$
 54 x R2

elbow, capillary x outer thread, type no. 4092g

12 x R $\frac{3}{8}$
 12 x R $\frac{1}{2}$
 15 x R $\frac{3}{8}$
 15 x R $\frac{1}{2}$
 22 x R $\frac{3}{4}$
 28 x R1

transition piece, capillary x inner thread, type no. 4270g

12 x Rp $\frac{3}{8}$
 12 x Rp $\frac{1}{2}$
 15 x Rp $\frac{3}{8}$
 15 x Rp $\frac{1}{2}$
 15 x Rp $\frac{3}{4}$
 22 x Rp $\frac{1}{2}$
 35 x Rp1 $\frac{1}{4}$
 42 x Rp1 $\frac{1}{2}$
 54 x Rp2

Tee, capillary x branch inner thread x capillary, type no. 4130g

12 x Rp $\frac{3}{8}$ x 12
 15 x Rp $\frac{3}{8}$ x 15
 15 x Rp $\frac{1}{2}$ x 15
 22 x Rp $\frac{1}{2}$ x 22
 22 x Rp $\frac{3}{4}$ x 22
 28 x Rp $\frac{1}{2}$ x 28

Back plate elbow, according to NEN 2285, type no. 4471g

A – G $\frac{3}{8}$ x 12 - L
 A – G $\frac{1}{2}$ x 12 - L
 A – G $\frac{1}{2}$ x 15 - L

Back plate elbows on bracket

capillary 12 x female thread G $\frac{3}{8}$, width 120
 capillary 15 x female thread G $\frac{1}{2}$, width 150

COPPER FITTINGS

bend 90°, series no. 5002a

12, 15, 22, 28, 35, 42 and 54 mm

Tee (reduced), series no. 5130

12 x 15 x 12 mm
 15 x 12 x 12 mm
 15 x 22 x 25 mm
 22 x 15 x 15 mm
 22 x 22 x 15 mm
 22 x 12 x 22 mm
 28 x 22 x 28 mm
 15 x 12 x 15 mm
 22 x 15 x 22 mm
 15 x 15 x 12 mm
 28 x 12 x 28 mm
 28 x 15 x 28 mm
 22 x 28 x 22 mm
 35 x 22 x 35 mm
 35 x 28 x 35 mm
 42 x 22 x 42 mm
 42 x 28 x 42 mm
 54 x 35 x 54 mm
 54 x 42 x 54 mm

Fittings and parts for solder and screw joints with copper pipes

bend 45°, series 5041

12, 15, 22, 28, 35, 42 and 54 mm

reducing coupling, series no. 5240

15 x 12 mm

22 x 15 mm

28 x 15 mm

28 x 22 mm

35 x 28 mm

42 x 28 mm

54 x 35 mm

elbow, series no. 5090

12, 15, 22, 28, 35, 42 and 54 mm

reducer, series no. 5243

15a x 12 mm

22a x 12 mm

22a x 15 mm

28a x 15 mm

28a x 22 mm

35a x 22 mm

35a x 28 mm

42a x 22 mm

42a x 35 mm

elbow (reduced), series no. 5090

15 x 12 mm

22 x 15 mm

coupling, series no. 5270

12, 15, 22, 28, 35, 42 and 54 mm

Tee, series no. 5130

12, 15, 22, 28, 35, 42 and 54 mm

cap, serie no. 5301

12, 15, 22, 28, 35, 42 and 54 mm

Fittings and parts for solder and screw joints with copper pipes

Fitness for contact with drinking water





This product is approved on the basis of the requirements for hygienic aspects set in the "Regeling materialen en chemicaliën drink- en warm tapwatervoorziening" ("Materials and chemicals in the supply of drinking water and warm tap water Regulation" dated 01-07-2017; published in the Government Gazette).

These hygienic aspects are based on two main criteria. The product shall permanently comply with:

- The product recipe approved during the assessment procedure. This recipe is not to be changed without prior approval by Kiwa according to the Kiwa approval procedure for the hygienic aspects;
- Specific product requirements for the hygienic aspects.

The recipe and specific product requirements are laid down in the for confidentiality reasons undisclosed 'appendix hygienic aspects' to this certificate.

MARKING

The Kiwa®-mark products are marked with the word mark "KIWA"  or, on very small fittings only, the abbreviated word mark  or  or  or KK.

The fittings shall be provided with at least the following marks on the fitting:

- markings as mentioned above;
- manufacturer's name, trade name or logo, on the fitting and compression nut(s);
- nominal size, on the compression nuts;
- reference to number and part of the European standard (1254 part 1 or 1254 part 4).

Method of marking:

- non-erasable;
- visible after assembly

APPLICATION AND USE

The fittings are applied for capillary soldering to and/or screw connections with copper tubes in drinking water and heating installations.

The fittings are intended for application with copper tubes according to Kiwa evaluation guideline BRL-K760.

For application in drinking water installations, a static water pressure of maximum 1000 kPa and a maximum water temperature of 90 °C is applied.

RECOMMENDATIONS FOR CUSTOMERS

Check at the time of delivery whether:

- the supplier has delivered in accordance with the agreement;
- the mark and the marking method are correct;
- the products show no visible defects as a result of transport etc.

If you should reject a product on the basis of the above, please contact:

- Conex Universal Ltd.

and, if necessary,

- Kiwa Nederland B.V.

Consult the supplier's processing guidelines for the proper storage and transport methods.