




A full range of copper and copper alloy end feed capillary fittings.

Features and benefits:

























- Specifically designed to suit the ACR market.
- Designed and manufactured in copper and copper alloy fittings.
- Manufactured from thick wall copper tubes to ensure constant thickness to guarantee impermeability and durability.
- Available in sizes from 1/4" to 4 1/8".
- Manufactured to ANSI B16.22 certification suitable for imperial air conditioning and refrigeration applications.

- All fittings conforms to Pressure Equipment Directives 97/23/EC for use with high and low pressure.

Size (inches)	Safe working pressure (bar)	
	100 °C	150 °C
1/4	79	69
3/8	57	49
1/2	49	43
5/8	44	39
3/4	40	35
7/8	36	32
1 1/8	34	30
1 3/8	31	27
1 5/8	30	27
2 1/8	27	24



>B< ACR range

<p>Straight Coupler</p>  <p>9600 From: 1/4" To: 4 1/8"</p>	<p>Slip Coupler</p>  <p>9601 From: 1/4" To: 4 1/8"</p>	<p>Female Straight Connector</p>  <p>9603 From: 1/4 x 1/8" To: 2 1/8 x 1 1/2"</p>	<p>Male Straight Connector</p>  <p>9604 From: 1/2" To: 1 5/8 x 1 1/4"</p>	<p>Fitting Reducer</p>  <p>96002 From: 3/8 x 1/4" To: 4 1/8 x 3 5/8"</p>	<p>Reduced Straight Coupler</p>  <p>9600R From: 1/4 x 3/16" To: 4 1/8 x 3 5/8"</p>
<p>Street Male Adaptor</p>  <p>9604-2 From: 3/8 x 1/4" To: 3 1/8 x 3"</p>	<p>Elbow</p>  <p>9607 From: 3/8" To: 4 1/8"</p>	<p>Obtuse Elbow</p>  <p>9606 From: 1/4" To: 4 1/8"</p>	<p>Street Obtuse Elbow</p>  <p>9606-2 From: 1/4" To: 4 1/8"</p>	<p>Intermediate Elbow</p>  <p>9607-1 From: 5/8" To: 1 1/8"</p>	<p>Street Elbow</p>  <p>9607-2 From: 3/8" To: 4 1/8"</p>
<p>Fitting Elbow</p>  <p>9607-2-2 From: 5/8" To: 2 5/8"</p>	<p>Fitting Slow Bend</p>  <p>9607-2-2LT From: 1/2" To: 3 1/8"</p>	<p>Street Intermediate Elbow</p>  <p>9607-21 From: 5/8" To: 1 1/8"</p>	<p>Street Slow Bend</p>  <p>9607-2LT From: 1/4" To: 3 1/8"</p>	<p>Slow Bend</p>  <p>9607LT From: 1/4" To: 1 5/8 x 1 3/8"</p>	<p>Return Bend</p>  <p>9624 From: 1/4" To: 2 1/8"</p>
<p>Tee - Equal</p>  <p>9611 From: 1/4" To: 4 1/8"</p>	<p>Suction Line P Trap</p>  <p>9698 From: 5/8" To: 2 1/8"</p>	<p>Straight Union Coupler</p>  <p>9733 From: 3/4" To: 7/8"</p>	<p>Fitting Plug</p>  <p>9616 From: 1/2" To: 5/8"</p>	<p>Stop End</p>  <p>9617 From: 1/4" To: 4 1/8"</p>	<p>Fitting Reducer - Flush Fit</p>  <p>9618 From: 3/8 x 1/4" To: 2 1/8 x 1 5/8"</p>

*Conex | Bänninger products are approved by numerous Standards Authorities and Certification Bodies. For more details on this product range, please email our technical team at: technical@ibpgroup.com.

Conex Universal Limited: Global House, 95 Vantage Point, The Pensnett Estate, Kingswinford, West Midlands DY6 7FT, UNITED KINGDOM.
Tel: +44 (0)121 557 2831 | Fax: +44 (0)121 557 0185 | Email: sales@ibpgroup.com | Website: www.conexbanninger.com

This is a representation of the full range from Conex Universal. IBP trade marks are registered in numerous countries.